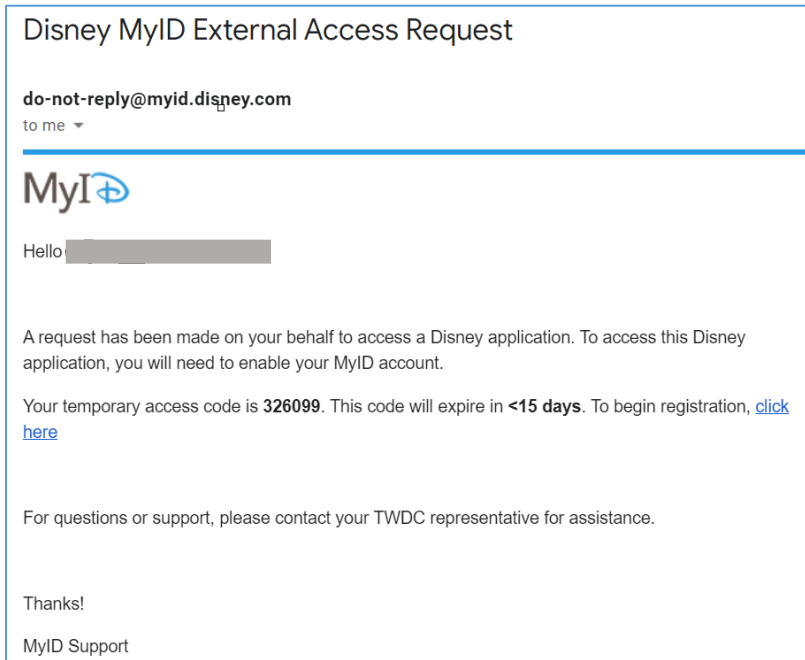


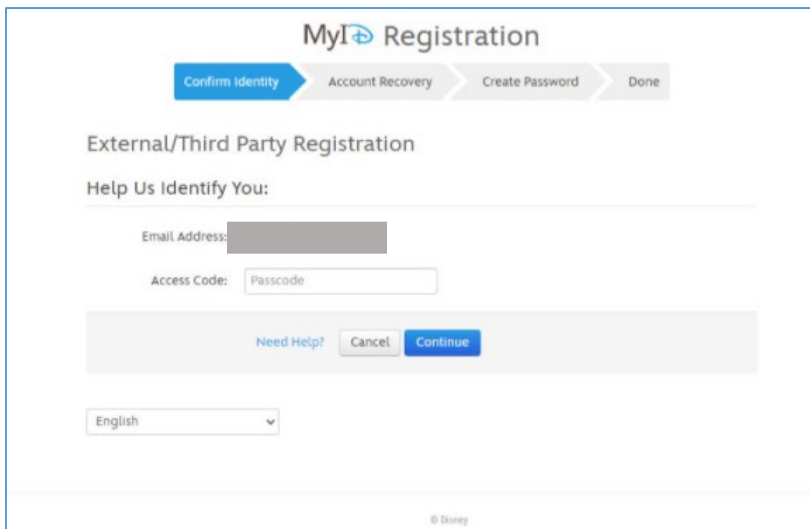
MyID Registration Process

Walkthrough and Screenshots

1. You will receive an email notifying you to create your MyID account
 - a. The sender is **do-not-reply, do-not-reply@myid.disney.com**
 - b. It contains a temporary access code that will be used to confirm your identity for the self-registration process
 - c. It contains a link to the self-registration page which can only be used once; please complete the registration within the same session

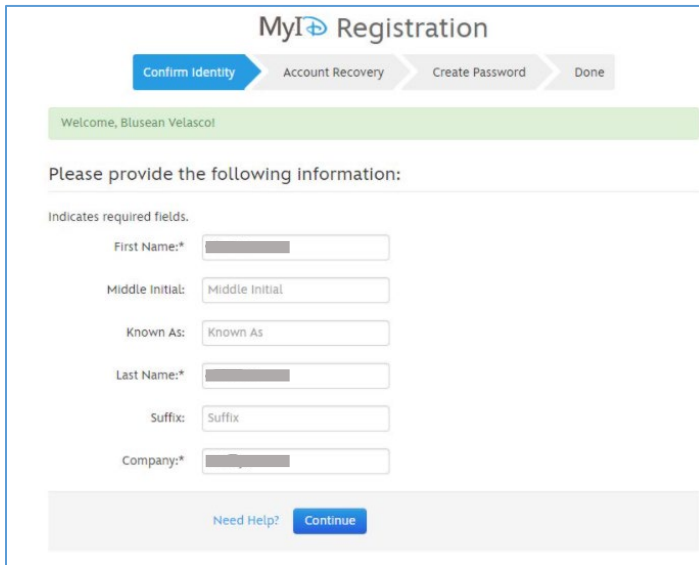


2. Click the “[click here](#)” link from the email. Once the Disney MyID Registration page displays, input the temporary access code (included in the email) and click “Continue”



MyID Registration Process

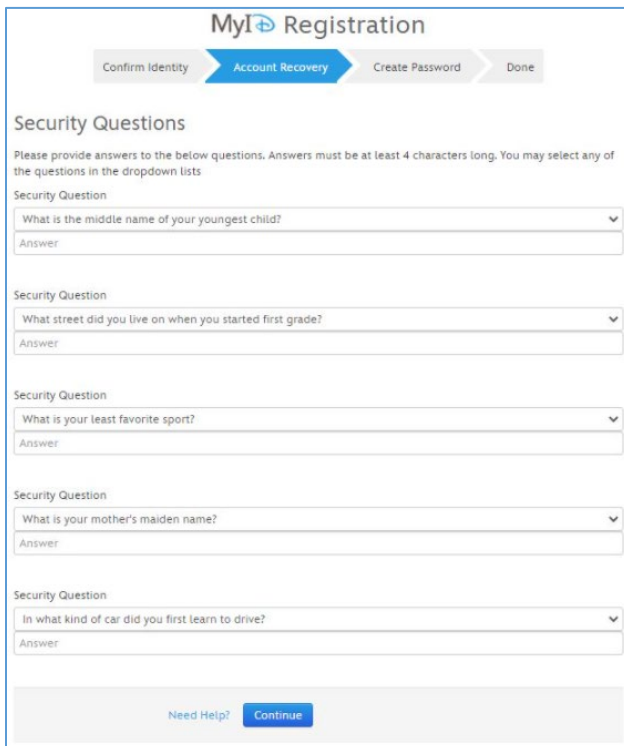
3. Complete your user profile in the “Confirm Identity” tab
 - a. Some fields will already be filled in



The screenshot shows the 'MyID Registration' interface. At the top, there is a progress bar with four steps: 'Confirm Identity' (highlighted in blue), 'Account Recovery', 'Create Password', and 'Done'. Below the progress bar, a green banner says 'Welcome, Blusean Velasco'. The main heading is 'Please provide the following information:'. Below this, it says 'Indicates required fields.' and lists several input fields: 'First Name:*' (with a greyed-out value), 'Middle Initial:' (with 'Middle Initial'), 'Known As:' (with 'Known As'), 'Last Name:*' (with a greyed-out value), 'Suffix:' (with 'Suffix'), and 'Company:*' (with a greyed-out value). At the bottom, there are two buttons: 'Need Help?' and 'Continue'.

- b. Click “Continue” to proceed to the next page

4. Complete your Security Questions and Answers in the “Account Recovery” tab. These will be used to establish your identity, if you forget your password
 - a. You can select from multiple questions and provide your own answers.

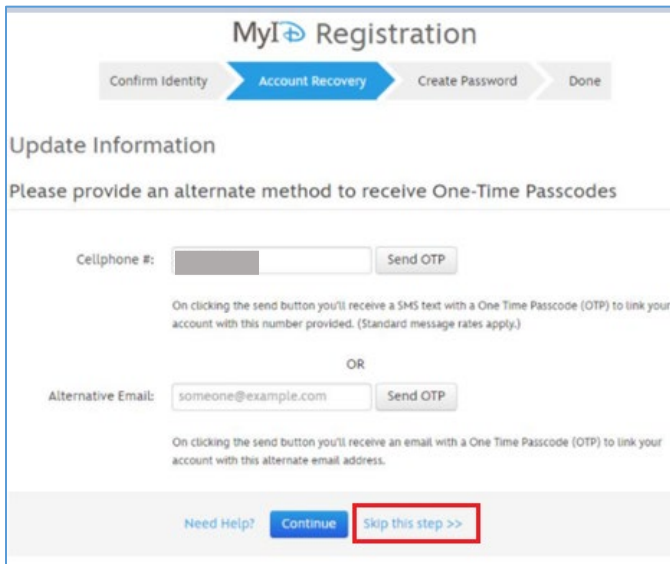


The screenshot shows the 'MyID Registration' interface. At the top, there is a progress bar with four steps: 'Confirm Identity', 'Account Recovery' (highlighted in blue), 'Create Password', and 'Done'. Below the progress bar, the heading is 'Security Questions'. The text below says 'Please provide answers to the below questions. Answers must be at least 4 characters long. You may select any of the questions in the dropdown lists'. There are five security question entries, each with a dropdown menu for the question and a text input field for the answer. The questions are: 'What is the middle name of your youngest child?', 'What street did you live on when you started first grade?', 'What is your least favorite sport?', 'What is your mother's maiden name?', and 'In what kind of car did you first learn to drive?'. At the bottom, there are two buttons: 'Need Help?' and 'Continue'.

- b. Click “Continue” to proceed to the next page

MyID Registration Process

5. In the next page, click “Skip this step” at the bottom of the page to proceed with creating a password



MyID Registration

Confirm Identity > **Account Recovery** > Create Password > Done

Update Information

Please provide an alternate method to receive One-Time Passcodes

Cellphone #:

On clicking the send button you'll receive a SMS text with a One Time Passcode (OTP) to link your account with this number provided. (Standard message rates apply.)

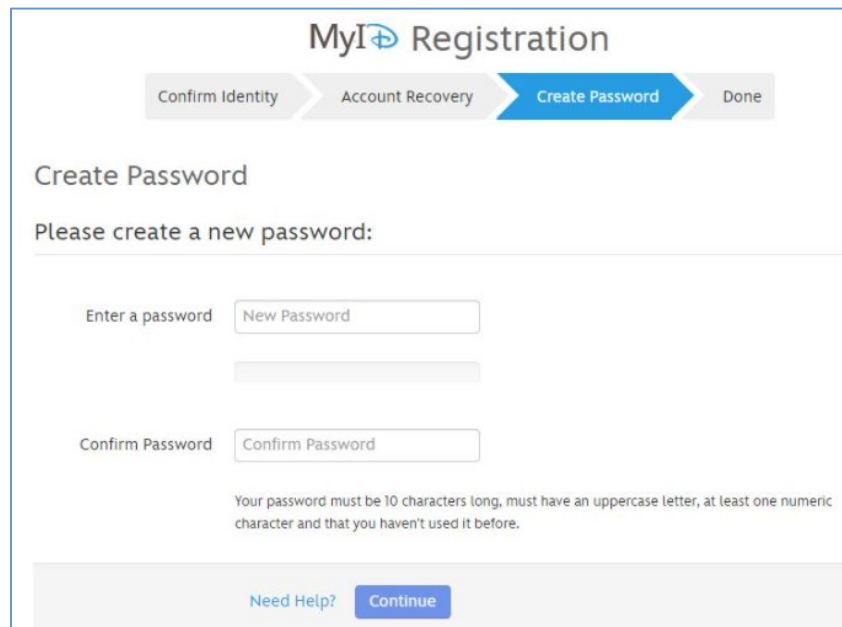
OR

Alternative Email:

On clicking the send button you'll receive an email with a One Time Passcode (OTP) to link your account with this alternate email address.

[Need Help?](#)

6. You will then need to create a new password in the “Create Password” tab
- The password must be:
 - 10 characters long
 - Use an uppercase letter
 - Have at least 1 numeric character
 - And must not have been used before



MyID Registration

Confirm Identity > Account Recovery > **Create Password** > Done

Create Password

Please create a new password:

Enter a password

Confirm Password

Your password must be 10 characters long, must have an uppercase letter, at least one numeric character and that you haven't used it before.

[Need Help?](#)

- Click “Continue” to proceed to the next page

MyID Registration Process

7. You are registered after completing the previous step. Two-Step Verification will be required for logging into applications
 - a. Please continue to <https://myid.disney.com/services> for Two-Step Verification Set-Up

